

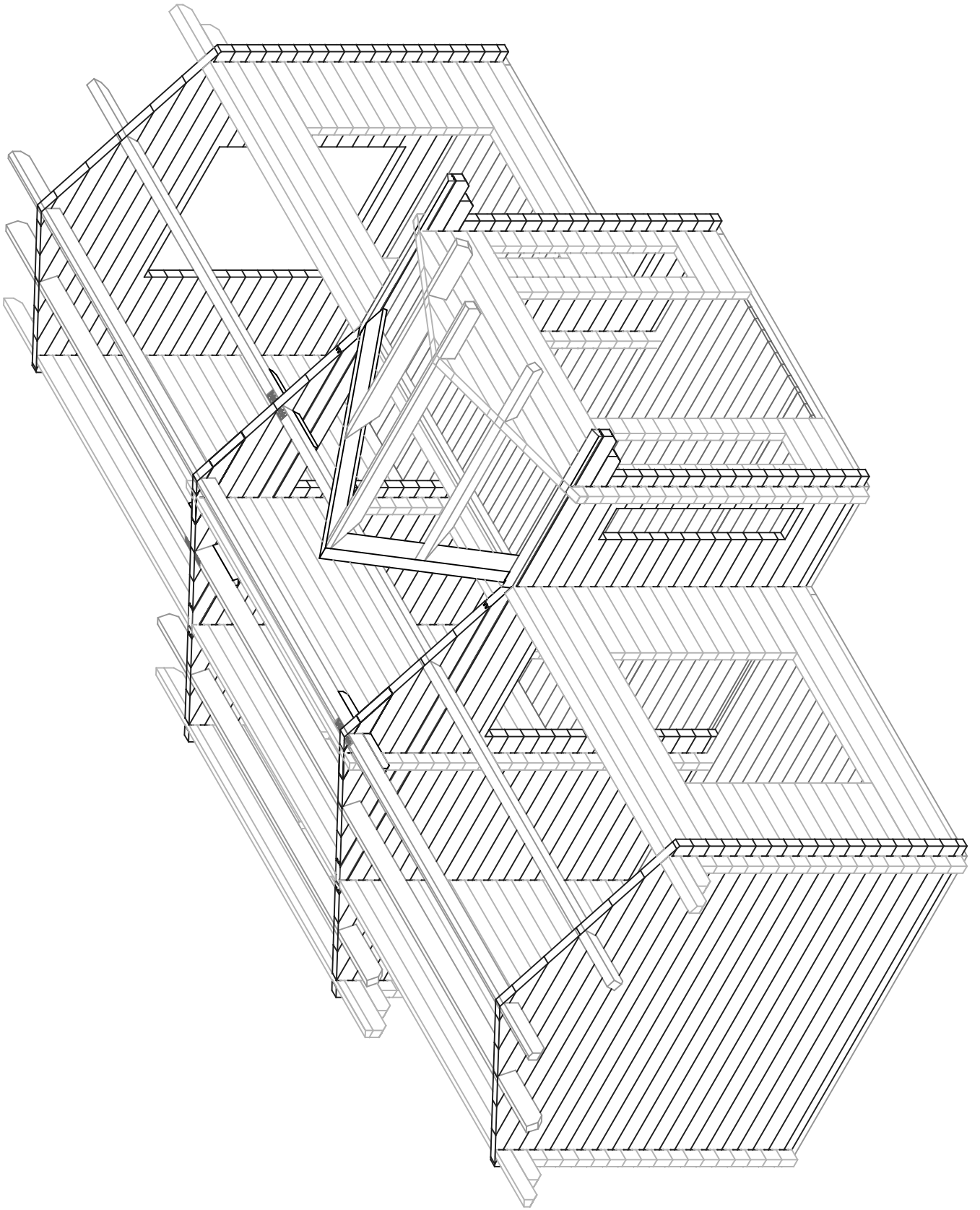
Installation manual

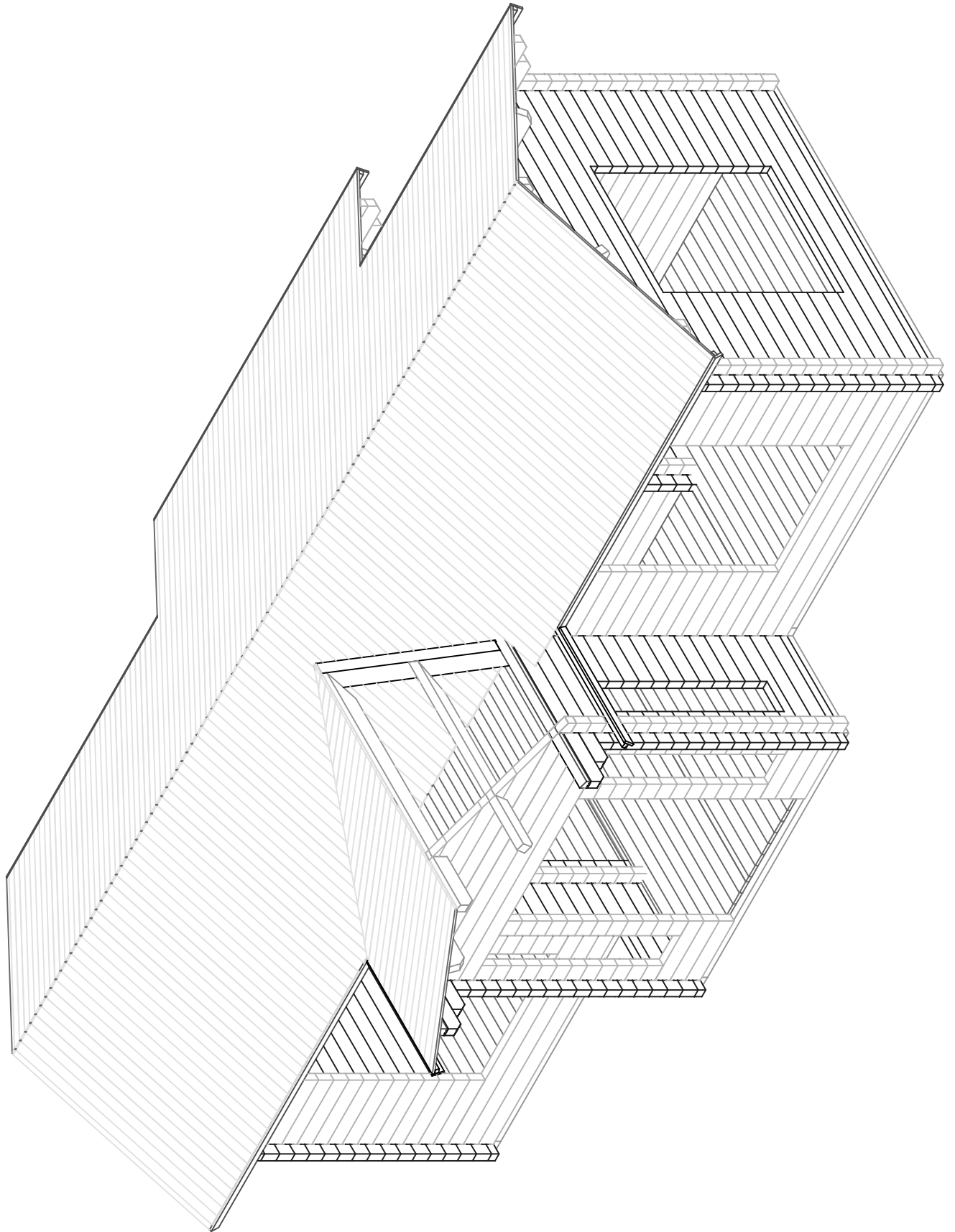
Log cabin TEXAS 2

Width 820 x 520 cm

Log thickness 70 mm

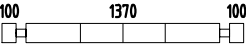
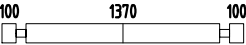


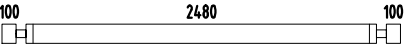
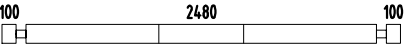
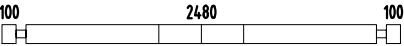
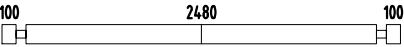
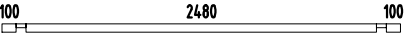
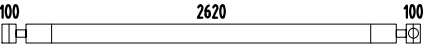
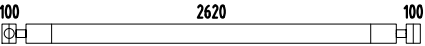
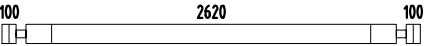
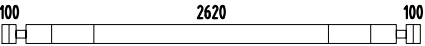

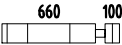


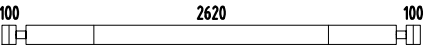
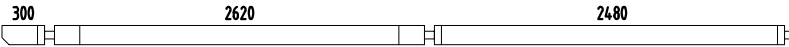
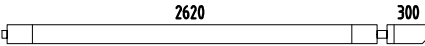

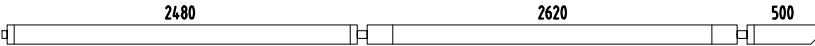








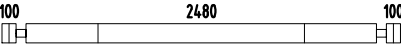
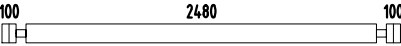
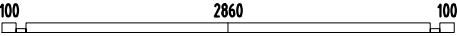
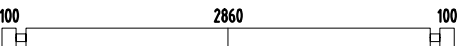
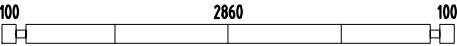


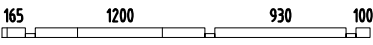

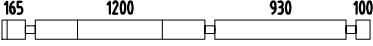

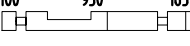
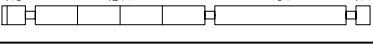

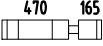
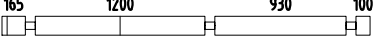
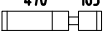
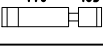



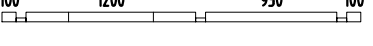

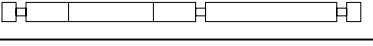



Pos	SPECIFICATION-STÜCKLISTE-NOMENCLATURE-ELEMENTI-ESPECIFICACIÓN -Penelope-	Pcs	Profile (mm)	Length (mm)
001		8	70x135	2820
002		1	70x135	2820
003		8	70x135	1135
004		1	70x135	3220
005		1	70x135	3620
006		1	70x68	3620
007		5	70x135	3560
008		1	70x135	3930
009		4	70x135	3930
010		6	70x135	3560
011		6	70x135	3930
012		3	70x135	3560
013		3	70x135	3930
014		1	70x135	3560
015		1	70x135	3930
016		1	70x135	2825
017		1	70x135	5375
018		1	70x135	5375
019		1	70x135	2825
020		1	70x135	3025
021		1	70x135	5575
022		1	70x135	5775
023		1	70x135	3225
024		25	70x135	270
025		4	70x135	1710



Pos	SPECIFICATION-STÜCKLISTE-NOMENCLATURE-ELEMENTI-ESPECIFICACIÓN -Penelope-	Pcs	Profile (mm)	Length (mm)
026		2	70x135	1710
027		1	70x135	1710
028		1	70x135	1710
029		4	70x135	270
030		1	70x135	2820
031		4	70x135	2820
032		2	70x135	2820
033		1	70x135	2820
034		1	70x59	2820
035		1	70x135	2960
036		1	70x135	2960
037		2	70x135	2960
038		4	70x135	2960
039		12	70x135	830
040		12	70x135	830
041		18	70x135	830
042		6	70x135	830
043		2	70x135	2960
044		1	70x135	5575
045		1	70x135	3025
046		1	70x135	3225
047		1	70x135	5775
048		6	70x135	780
049		24	70x135	320
050		20	70x135	150










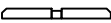








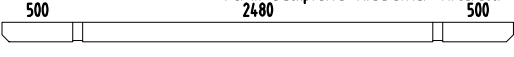





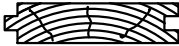

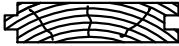

Pos	SPECIFICATION-STÜCKLISTE-NOMENCLATURE-ELEMENTI-ESPECIFICACIÓN -Penelope-	Pcs	Profile (mm)	Length (mm)
051		4	70x135	150
052		1	70x135	2820
053		2	70x135	2820
059		2	70x68	3200
060		7	70x135	3200
061		9	70x135	3200
062		5	70x135	3200
070		1	70x68	1335
071		1	70x68	2605
072		1	70x135	1335
073		5	70x135	2605
074		1	70x135	1335
075		1	70x135	1335
076		6	70x135	2605
077		22	70x135	320
078		6	70x135	705
079		3	70x135	2605
080		3	70x135	705
081		2	70x135	705
091		1	70x68	270
092		1	70x68	270
093		1	70x68	1270
094		1	70x68	2540
095		1	70x135	1270
096		5	70x135	2540
 Object name -Penelope-			Page 3/10	

Pos	SPECIFICATION-STÜCKLISTE-NOMENCLATURE-ELEMENTI-ESPECIFICACIÓN -Penelope-	Pcs	Profile (mm)	Length (mm)
097		1	70x135	1270
098		1	70x135	1270
099		6	70x135	2540
100		6	70x135	640
101		3	70x135	2540
102		3	70x135	640
103		2	70x135	640
111		1	70x135	3200
112		16	70x135	950
113		6	70x135	950
114		1	70x135	3200
W5-1		1		
WA-1		1		
WB-1		1		
WD-1		1		
WE-1		1		
AR3	Foundation- Fundament- Fondation- Fondazione- Vigas de cimentación 	2	80x60	4980
AR1	Foundation- Fundament- Fondation- Fondazione- Vigas de cimentación 	4	80x60	2980































Object name -Penelope-

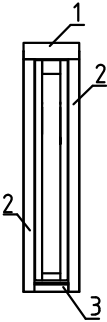
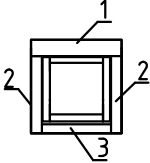
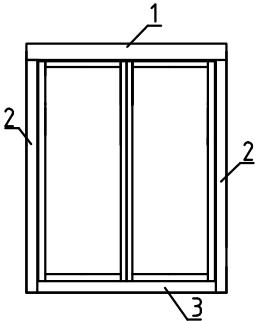
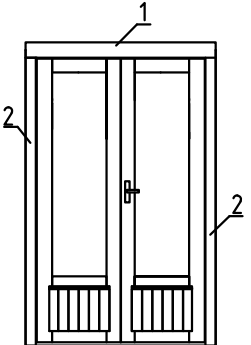
Page 4 / 10

Pos	SPECIFICATION-STÜCKLISTE-NOMENCLATURE-ELEMENTI-ESPECIFICACIÓN -Penelope-	Pcs	Profile (mm)	Length (mm)
AR6	Foundation- Fundament- Fondazione- Vigas de cimentación 	12	80x60	2530
AR5	Foundation- Fundament- Fondazione- Vigas de cimentación 	12	80x60	2440
AR2	Foundation- Fundament- Fondazione- Vigas de cimentación 	2	80x60	500
AR4	Foundation- Fundament- Fondazione- Vigas de cimentación 	2	80x60	441
LT1	Ceiling beam- Decken balken- Solive du plafond- Soffitto- Viga de techo 	2	45x70	2475
StS1	Stabilizing stick- Stabilisierungsstock- Baton equilibrant- Bastone stabilizzatore- Palo estabilizador 	130	16x16	380
StS2	Stabilizing stick- Stabilisierungsstock- Baton equilibrant- Bastone stabilizzatore- Palo estabilizador 	8	16x16	350
SP2	Support brace- Stützleiste- Baguette de support- Listello di supporto- Listón de soporte 	3	70x70	770
SP1	Support brace- Stützleiste- Baguette de support- Listello di supporto- Listón de soporte 	6	70x70	350
TP4	Tender post- Tenderleiste- T-poste- Rinforzo- Refuerzo 	4	32x40	1980
TP3	Tender post- Tenderleiste- T-poste- Rinforzo- Refuerzo 	2	32x40	1910
TP5	Tender post- Tenderleiste- T-poste- Rinforzo- Refuerzo 	6	32x40	1570
TP2	Tender post- Tenderleiste- T-poste- Rinforzo- Refuerzo 	6	32x40	1430
TP1	Tender post- Tenderleiste- T-poste- Rinforzo- Refuerzo 	2	32x40	500
PR5	Purlin- Dachpfette- Arbalétrier- Arcareccio- Correa 	2	70x140	5775
PR8	Purlin- Dachpfette- Arbalétrier- Arcareccio- Correa 	1	70x140	5775
PR4	Purlin- Dachpfette- Arbalétrier- Arcareccio- Correa 	1	70x140	3620
PR7	Purlin- Dachpfette- Arbalétrier- Arcareccio- Correa 	1	70x140	3225
PR6	Purlin- Dachpfette- Arbalétrier- Arcareccio- Correa 	2	70x140	3225
PR2	Purlin- Dachpfette- Arbalétrier- Arcareccio- Correa 	1	70x140	2423
PR1	Purlin- Dachpfette- Arbalétrier- Arcareccio- Correa 	1	70x140	1937
PR3	Purlin- Dachpfette- Arbalétrier- Arcareccio- Correa 	1	70x140	1937
PL2.1	Floor board- Fussbodenbrett- Madrier du plancher - Tavola pavimento- Tabla de suelo 	9	114x28	3855
PL2.2	Floor board- Fussbodenbrett- Madrier du plancher - Tavola pavimento- Tabla de suelo 	47	114x28	2855
PL2.3	Floor board- Fussbodenbrett- Madrier du plancher - Tavola pavimento- Tabla de suelo 	14	114x28	2585
	Object name -Penelope-	Page 5/10		

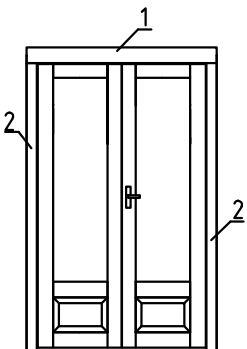
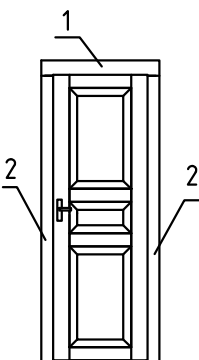
Pos	SPECIFICATION-STÜCKLISTE-NOMENCLATURE-ELEMENTI-ESPECIFICACIÓN -Penelope-		Pcs	Profile (mm)	Length (mm)	
PL2.4	Floor board- Fussbodenbrett- Madrier du plancher - Tavola pavimento- Tabla de suelo		14	114x28	1195	
PL2.5	Floor board- Fussbodenbrett- Madrier du plancher - Tavola pavimento- Tabla de suelo		22	114x28	925	
KL1.1	Roof board- Dachbrett- Madrier du toit- Tavola tetto- Tabla de tejado		41	89x19	3100	
KL1.2	Roof board- Dachbrett- Madrier du toit- Tavola tetto- Tabla de tejado		136	89x19	1994	
KL1.3	Roof board- Dachbrett- Madrier du toit- Tavola tetto- Tabla de tejado		26	89x19	1822	
KL1.4	Roof board- Dachbrett- Madrier du toit- Tavola tetto- Tabla de tejado		28	89x19	1770	
KL2.1	Roof board- Dachbrett- Madrier du toit- Tavola tetto- Tabla de tejado 2		90°/37°	2	89x19	1822
KL2.2	Roof board- Dachbrett- Madrier du toit- Tavola tetto- Tabla de tejado 2		90°/37°	2	89x19	1703
KL2.3	Roof board- Dachbrett- Madrier du toit- Tavola tetto- Tabla de tejado 2		90°/37°	2	89x19	1584
KL2.4	Roof board- Dachbrett- Madrier du toit- Tavola tetto- Tabla de tejado 2		90°/37°	2	89x19	1464
KL2.5	Roof board- Dachbrett- Madrier du toit- Tavola tetto- Tabla de tejado 2		90°/37°	2	89x19	1345
KL2.6	Roof board- Dachbrett- Madrier du toit- Tavola tetto- Tabla de tejado 2		90°/37°	2	89x19	1226
KL2.7	Roof board- Dachbrett- Madrier du toit- Tavola tetto- Tabla de tejado 2		90°/37°	2	89x19	1107
KL2.8	Roof board- Dachbrett- Madrier du toit- Tavola tetto- Tabla de tejado 2		90°/37°	2	89x19	987
KL2.9	Roof board- Dachbrett- Madrier du toit- Tavola tetto- Tabla de tejado 2		90°/37°	2	89x19	868
KL2.10	Roof board- Dachbrett- Madrier du toit- Tavola tetto- Tabla de tejado 2		90°/37°	2	89x19	749
KL2.11	Roof board- Dachbrett- Madrier du toit- Tavola tetto- Tabla de tejado 2		90°/37°	2	89x19	629
KL2.12	Roof board- Dachbrett- Madrier du toit- Tavola tetto- Tabla de tejado 2		90°/37°	2	89x19	510
KL2.13	Roof board- Dachbrett- Madrier du toit- Tavola tetto- Tabla de tejado 2		90°/37°	2	89x19	391
KL2.14	Roof board- Dachbrett- Madrier du toit- Tavola tetto- Tabla de tejado 2		90°/37°	2	89x19	271
KL2.15	Roof board- Dachbrett- Madrier du toit- Tavola tetto- Tabla de tejado 2		90°/37°	2	89x19	152
LL2.1	Ceiling board- Dachbodenbrett- Madrier du Grenier- Tavola soffitta- Tabla de techo			28	89x16	925
131	Ceiling slat- Deckenleiste- Baguette du plafond- Listello tetto- Listón de techo 28x28			3	28x28	2700
120	Diamond- Deckbrett- Madrier- Tavola di copertura- Rombo			3	19x140	300
EaE1.1	Eave edging- Dachrandbrett- Madrier en bordure du toit- Tavola bordo tetto- Tabla de valadizo			1	19x95	1213
	Object name -Penelope-				Page 6 / 10	

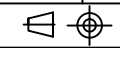
Pos	SPECIFICATION-STÜCKLISTE-NOMENCLATURE-ELEMENTI-ESPECIFICACIÓN -Penelope-	Pcs	Profile (mm)	Length (mm)
EaE1.2	Eave edging- Dachrandbrett- Madrier en bordure du toit- Tavola bordo tetto- Tabla de valadizo	1	19x95	1213
EaE1.3	Eave edging- Dachrandbrett- Madrier en bordure du toit- Tavola bordo tetto- Tabla de valadizo	2	19x95	2690
EaE1.4	Eave edging- Dachrandbrett- Madrier en bordure du toit- Tavola bordo tetto- Tabla de valadizo	1	19x95	2826
EaE1.5	Eave edging- Dachrandbrett- Madrier en bordure du toit- Tavola bordo tetto- Tabla de valadizo	1	19x95	2826
EaE1.6	Eave edging- Dachrandbrett- Madrier en bordure du toit- Tavola bordo tetto- Tabla de valadizo	1	19x95	3620
FaB6.1	Facia board- Giebelblende- Écran frontal- Schermo frontone- Tabla de facia	2	19x120	1922
FaB6.2	Facia board- Giebelblende- Écran frontal- Schermo frontone- Tabla de facia	4	19x120	2094
FaB2.1	Facia board- Giebelblende- Écran frontal- Schermo frontone- Tabla de facia	2	19x120	1200
130	Floor beading- Fussbodenleiste- Baguette du plancher- Listello pavimento- Listón de suelo 15x47	20	15x47	3000
160	Rafter- Sparre- Chevron- Trave- Cabrio	1	45x195	1836
161	Rafter- Sparre- Chevron- Trave- Cabrio	1	45x195	1836
RE1.1	Roof edge reinforcement- Dachrandleiste- Baguette en bordure du toit- Rinforzo bordo tetto- Refuerzo borde tejado	2	32x40	1197
RE1.2	Roof edge reinforcement- Dachrandleiste- Baguette en bordure du toit- Rinforzo bordo tetto- Refuerzo borde tejado	4	32x40	2846
RE1.3	Roof edge reinforcement- Dachrandleiste- Baguette en bordure du toit- Rinforzo bordo tetto- Refuerzo borde tejado	1	32x40	3620
156	Slat- Leiste- Baguette- Listello- Listón	1	19x70	1390
157	Slat- Leiste- Baguette- Listello- Listón	2	19x70	2280
158	Slat- Leiste- Baguette- Listello- Listón	1	28x70	710
159	Slat- Leiste- Baguette- Listello- Listón	2	28x70	1260
300	-Fixing kit- Befestigungsset- Moyens de fixation- Materiale di fissaggio- Kit de fijación	1	USE	
	Bolt -Schloss-schraube -Boulon- Bullone- Perno- 10x160mm KSKR	24	SP1; SP2	
	Connection tape -Verbindungsband für Bohlen -Ruban de connection -Nastro di connessione- Cinta de conexion 1x25x60mm	6	016+017; 018+019; ...	
180	Counter- Ladentisch- Comptoir- Bancone- Mostrador	1	40x300	1610
	Covering cap - Abdeckkappe - Couvercle - Copertura- Cubierta	4	008; 035; 036	
	Door fittings- Türbeschlag- Ferrure- Ferramenta porta- Manilla (puerta)-	3	xU-7x	
	Object name -Penelope-			Page 7/10

Pos	SPECIFICATION-STÜCKLISTE-NOMENCLATURE-ELEMENTI-ESPECIFICACIÓN -Penelope-	Pcs	Profile (mm)	Length (mm)
	L-iron- Winkel- Angle -Angolo- Angulo 40x40x40		4	180
	Nail- Nagel- Clou- Chiodo- Clavo- 1.4x40mm		150	130; 131; ...
	Nail- Nagel- Clou- Chiodo- Clavo- 2.5x50mm		1100	KL1.x; KL2.x; LL2.1; ...
	Nail- Nagel- Clou- Chiodo- Clavo- 3x70mm		650	PL2.x; ...
	Nailing plate- Nagelplatte- Connecteur métallique- Piastra connettore- Placa del clavo 60x240x2		3	PR5+PR6; PR7+PR8
	Screw- Schraube- Vis- Vite- Tornillo- 3.5x40mm		150	120; EaEx; ... 
	Screw- Schraube- Vis- Vite- Tornillo- 3x30mm		30	
	Screw- Schraube- Vis- Vite- Tornillo- 4.5x50mm		550	xU-7x; xAx-7x; REx; FaBx; ...
	Screw- Schraube- Vis- Vite- Tornillo- 4.5x70mm		100	059; 070; 071; ... 
	Screw- Schraube- Vis- Vite- Tornillo- 5x90mm		40	160; 161; PRx; LT1; ...
	Screw- Schraube- Vis- Vite- Tornillo- 6x120mm		100	ARx; 160; 161; ...
	Washer- Dichtscheibe- Joint- Rondella- Arandela- 10x30mm		24	
	Washer- Dichtscheibe- Joint- Rondella- Arandela- 50x50x4mm EM NKS40504		4	008; 035; 036
KL1	Threaded rod- Gewindestangen- Barre fileté- Asta filettata- Varilla roscada M10		12	2000
KL2	Threaded rod- Gewindestangen- Barre fileté- Asta filettata- Varilla roscada M10		4	610
KL3	Threaded rod- Gewindestangen- Barre fileté- Asta filettata- Varilla roscada M10		2	560
KL4	Threaded rod- Gewindestangen- Barre fileté- Asta filettata- Varilla roscada M10		4	530
KL5	Threaded rod- Gewindestangen- Barre fileté- Asta filettata- Varilla roscada M10		2	140
	Nut- Schraubenmutter- Écrou- Dado- Tuerca- M10mm		12	KL1
	Washer- Dichtscheibe- Joint- Rondella- Arandela- 10x30mm		12	KL1
	Extension nut- Verlängerungsmutter- Écrou rallonge- Dado di prolunga- Tuerca de extensión- JM10		12	KL1
	Top nut- Schweissmutter mit Flansch- Ecrou a souder- Dado a saldare- Tuerca soldable- M10		12	KL2-KL5
	Object name -Penelope-		Page	8/10

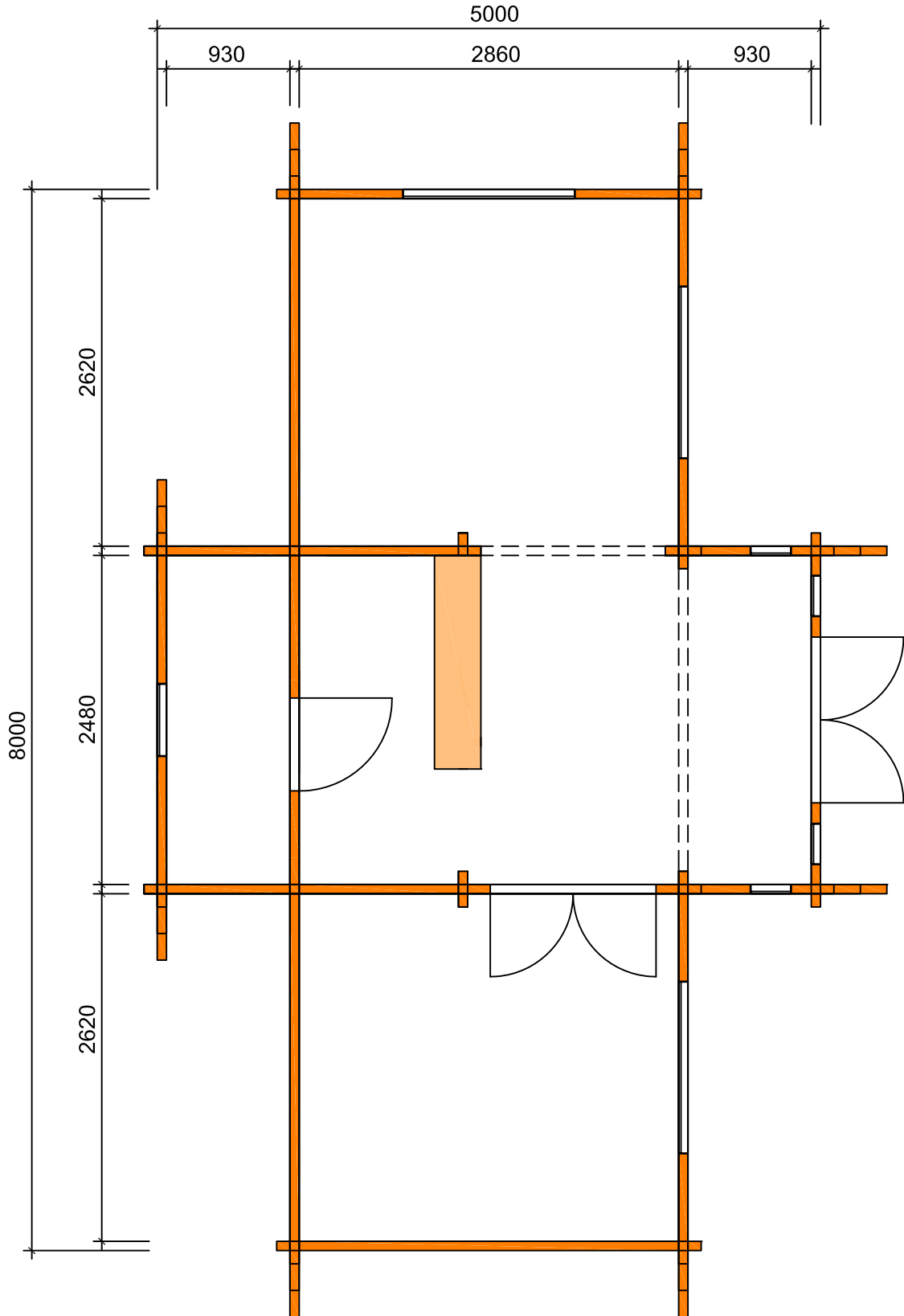
Pos	SPECIFICATION-STÜCKLISTE-NOMENCLATURE-ELEMENTI-ESPECIFICACIÓN -Penelope-	Pcs	Profile (mm)	Length (mm)
A-7023	<p>Window - Fenster - Fenetre - Finestra-Ventana 300x1570</p> <p style="text-align: center;">A-7023</p>  <p>Aken 300x1570x72 mm Side slat - Randleiste Baguette en bordure - Listello bordo</p> <p>1. 19x95x580* mm 2 pcs 2. 19x70x1750* mm 4 pcs 3. 19x70x500* mm 2 pcs * - overlength</p>	4		
A-7024	<p>Window - Fenster - Fenetre - Finestra-Ventana 540x540</p> <p style="text-align: center;">A-7024</p>  <p>Aken 540x540x72 mm Side slat - Randleiste Baguette en bordure - Listello bordo</p> <p>1. 19x95x795* mm 2 pcs 2. 19x70x795* mm 4 pcs 3. 19x70x600* mm 2 pcs * - overlength</p>	1		
TA-7032	<p>Window - Fenster - Fenetre - Finestra-Ventana 1290x1570</p> <p style="text-align: center;">TA-7032</p>  <p>Aken 1290x1570x72 mm Side slat - Randleiste Baguette en bordure - Listello bordo</p> <p>1. 19x95x1550* mm 2 pcs 2. 19x70x1750* mm 4 pcs 3. 19x70x1400* mm 2 pcs * - overlength</p>	3		
TU-7029	<p>Door - Tür - Porte - Porta-Puerta 1250x1957</p> <p style="text-align: center;">TU-7029</p>  <p>Door 1250x1957x72 mm Side slat - Randleiste Baguette en bordure - Listello bordo</p> <p>1. 19x95x1550* mm 2 pcs 2. 19x70x2100* mm 4 pcs * - overlength</p>	1		

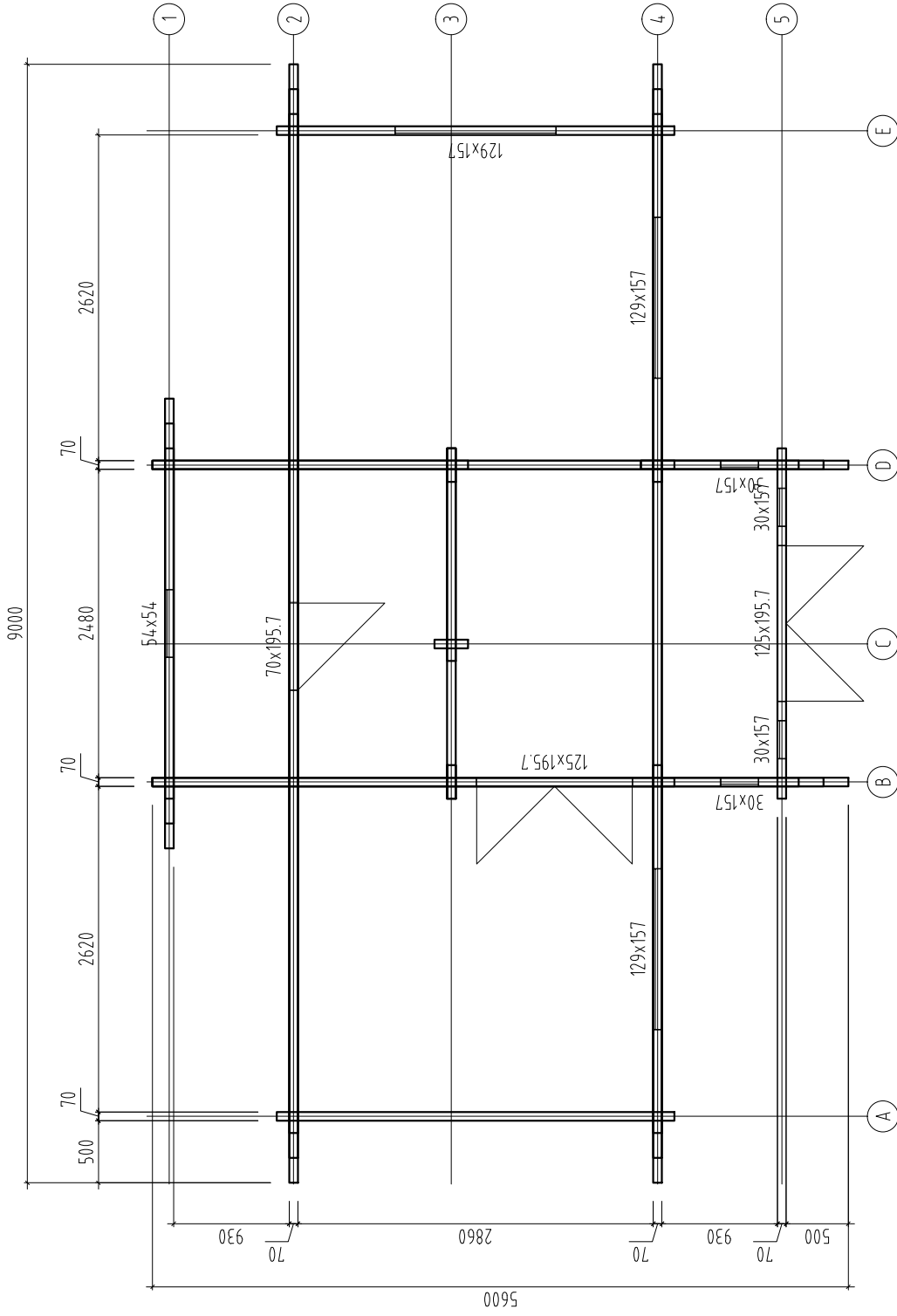


Pos	SPECIFICATION-STÜCKLISTE-NOMENCLATURE-ELEMENTI-ESPECIFICACIÓN -Penelope-	Pcs	Profile (mm)	Length (mm)
TU-7030	<p>Door - Tür - Porte - Porta-Puerta 1250x1957</p>  <p>TU-7030</p> <p>Door 1250x1957x72 mm</p> <p>Side slat - Randleiste</p> <p>Baguette en bordure - Listello bordo</p> <p>1. 19x95x1550[*] mm 2 pcs</p> <p>2. 19x70x2100[*] mm 4 pcs</p> <p>[*] - overlength</p>	1		
U-7027R	<p>Door - Tür - Porte - Porta-Puerta 700x1957</p>  <p>U-7027R</p> <p>Door 700x1957x72 mm</p> <p>Side slat - Randleiste</p> <p>Baguette en bordure - Listello bordo</p> <p>1. 19x95x950[*] mm 2 pcs</p> <p>2. 19x70x2100[*] mm 4 pcs</p> <p>[*] - overlength</p>	1		



Penelope





Object name

-Penelope-

Drawing

Plan

Scale 1:50

Paper A4

PALMAKO®
 Wooden houses to enjoy

AS Palmako
 Kouvola, Finland
 tel. +372 75 55 530
 fax. +372 75 55 520
 www.palmako.ee

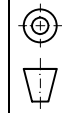
Customer Palmako

Log 70x135

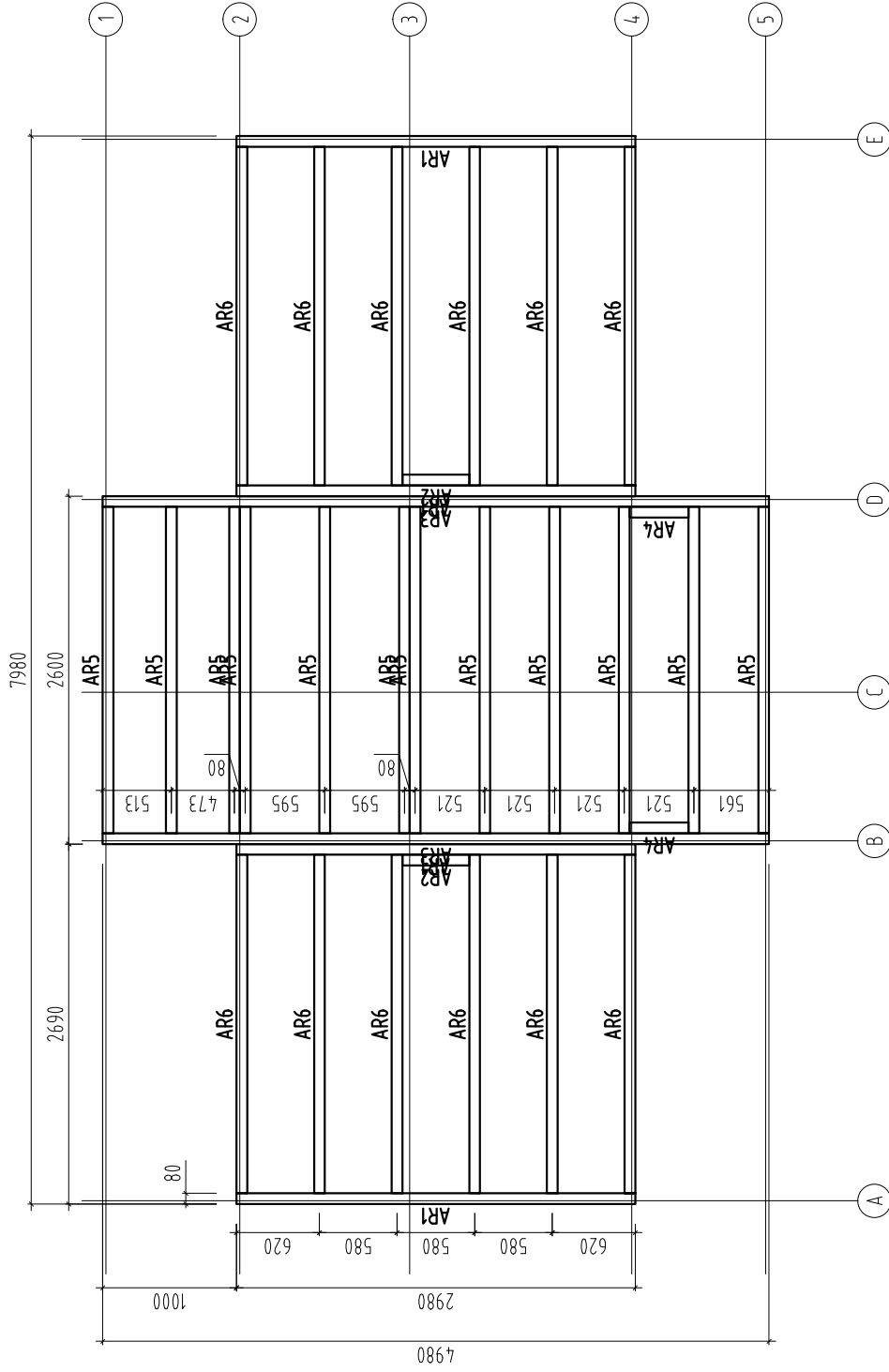
Drawn by Meelis Piirisalu

Date 23.07.2010

File Penelope.dwg



Page 1



Object name

-Penelope-



AS Palmako
Kavastu, Tartu
Tel. +372 73 55 530
Fax. +372 73 55 520
www.palmako.ee

Drawing

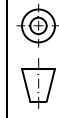
Plan

Customer: Palmako
Drawn by: Meelis Piirisalu
Date: 23.07.2010
Log: 70x135
File: Penelope.dwg

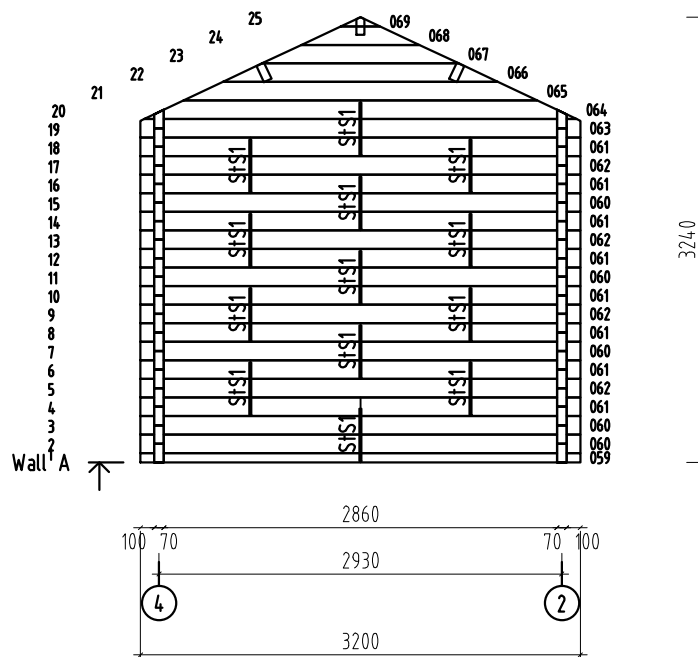
Foundation- Fundament- Fondation-
Fondazione- Vigas de cimentación


Scale 1:50

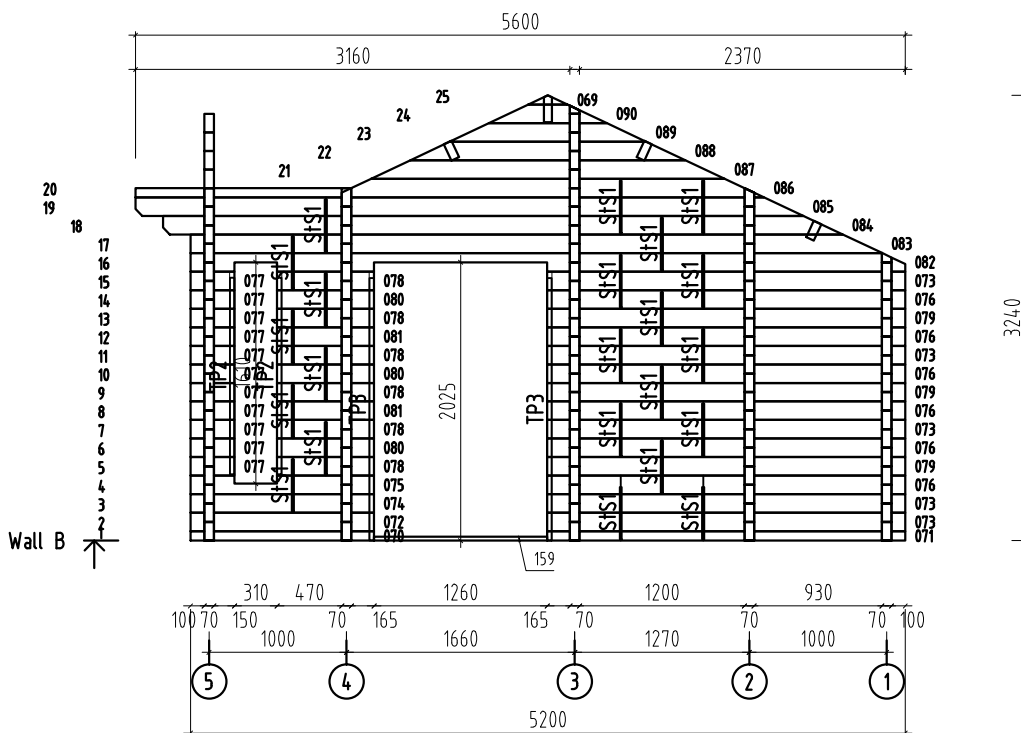
Paper A4



Page 1



Object name -Penelope-	Drawing WALL A	Scale 1:50
		Paper A4
 AS Palmako Kavastu, Tartumaa tel. +372 73 55 530 fax. +372 73 55 520 www.palmako.ee	Customer Palmako	Log 70x135
	Drawn by Meelis Piirisalu	
	Date 23.07.2010	File Penelope.dwg
		Page 2



Object name
-Penelope-

Drawing
WALL B

Scale 1:50
Paper A4

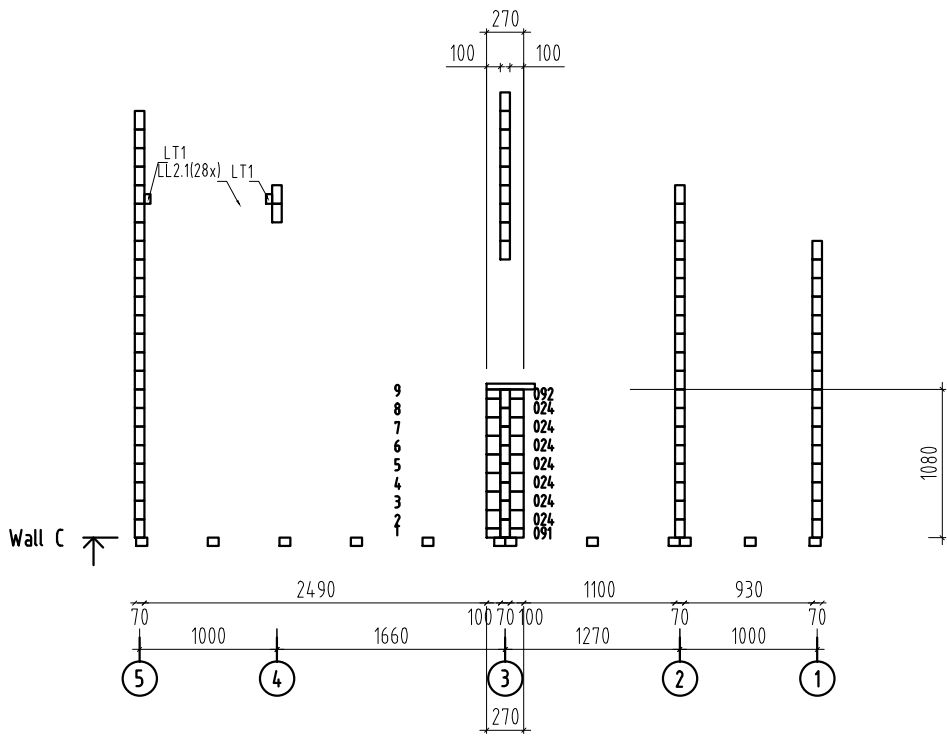



AS Palmako
Kavastu, Tartumaa
tel. +372 73 55 530
fax. +372 73 55 520
www.palmako.ee

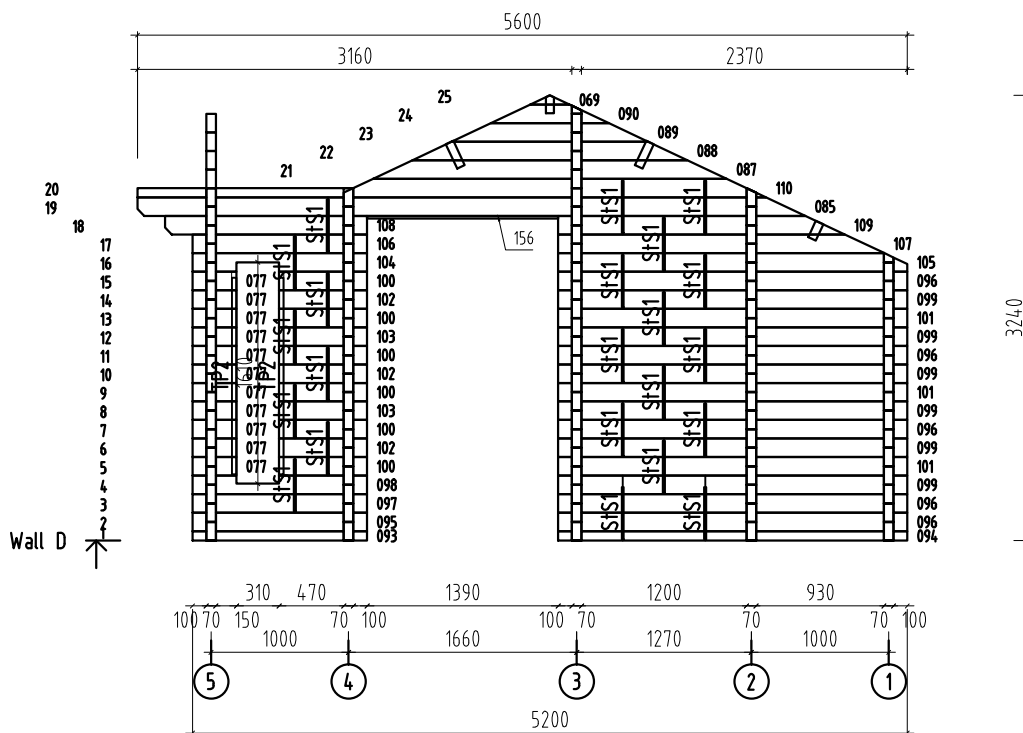
Customer Palmako
Drawn by Meelis Piirisalu
Date 23.07.2010

Log 70x135
File Penelope.dwg

Page 3



Object name -Penelope-	Drawing WALL C	Scale 1:50
		Paper A4
 AS Palmako Kavastu, Tartumaa tel. +372 73 55 530 fax. +372 73 55 520 www.palmako.ee	Customer Palmako	Log 70x135
	Drawn by Meelis Piirisalu	
	Date 23.07.2010	File Penelope.dwg
		Page 4



Object name
-Penelope-

Drawing
WALL D

Scale
1:50

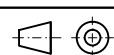
Paper
A4



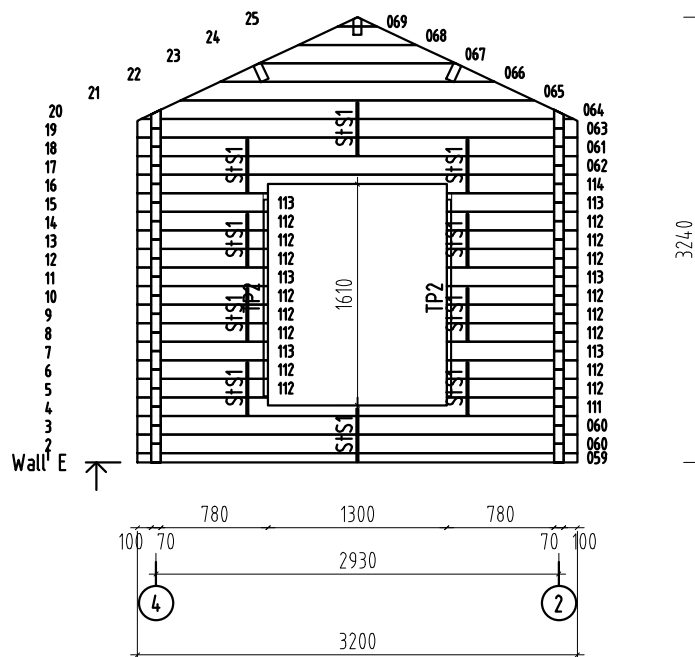
AS Palmako
Kavastu, Tartumaa
tel. +372 73 55 530
fax. +372 73 55 520
www.palmakoe.ee


Customer Palmako
Drawn by Meelis Piirisalu
Date 23.07.2010

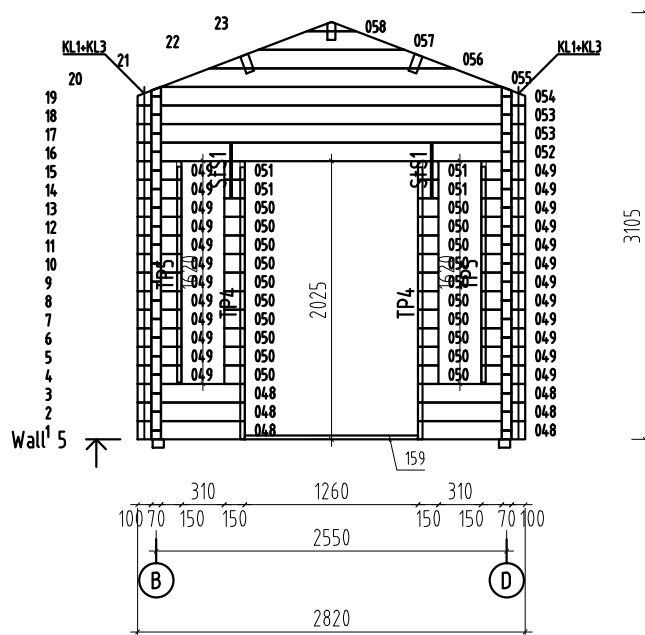
Log 70x135
File Penelope.dwg




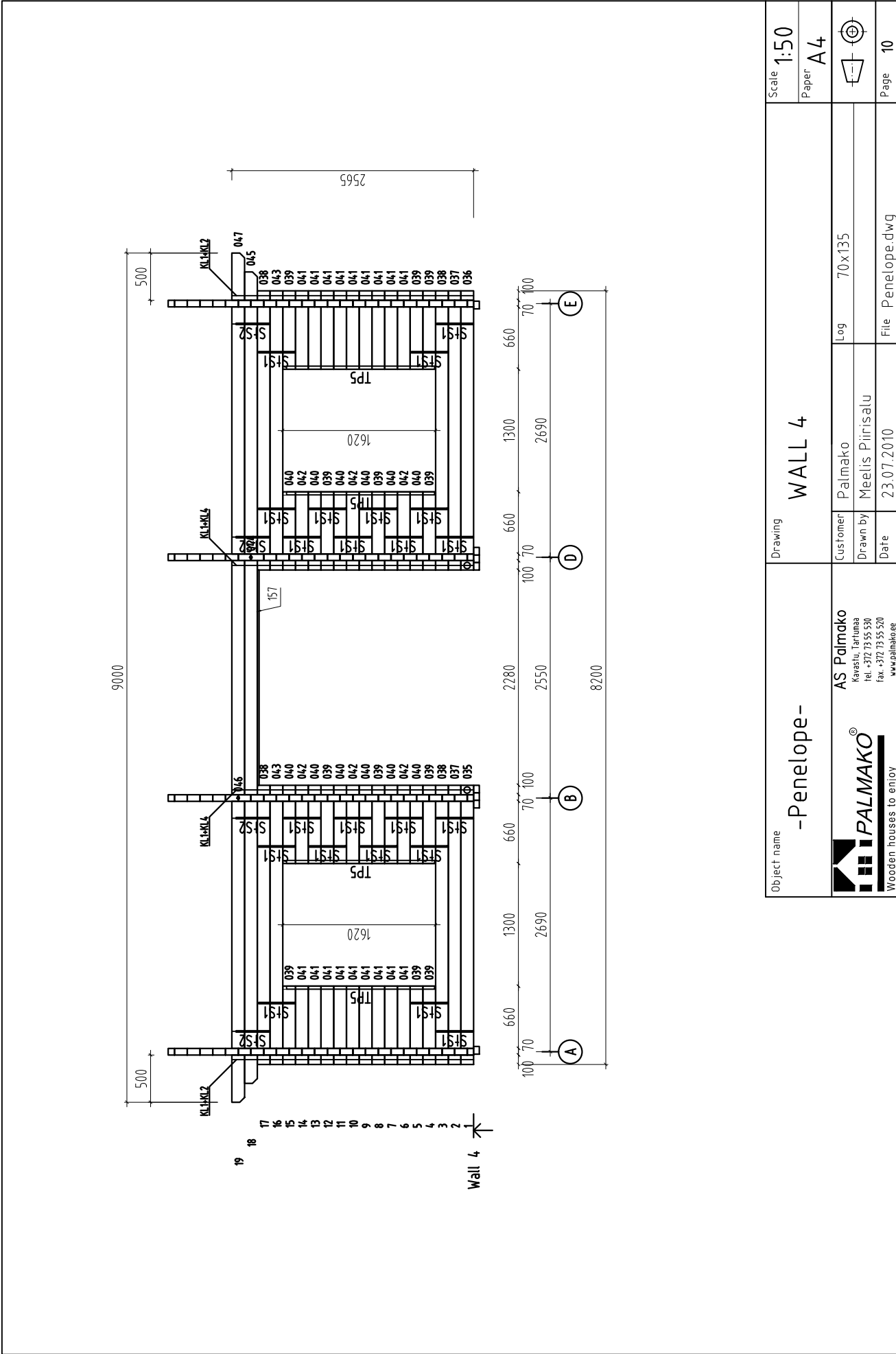
Page 5





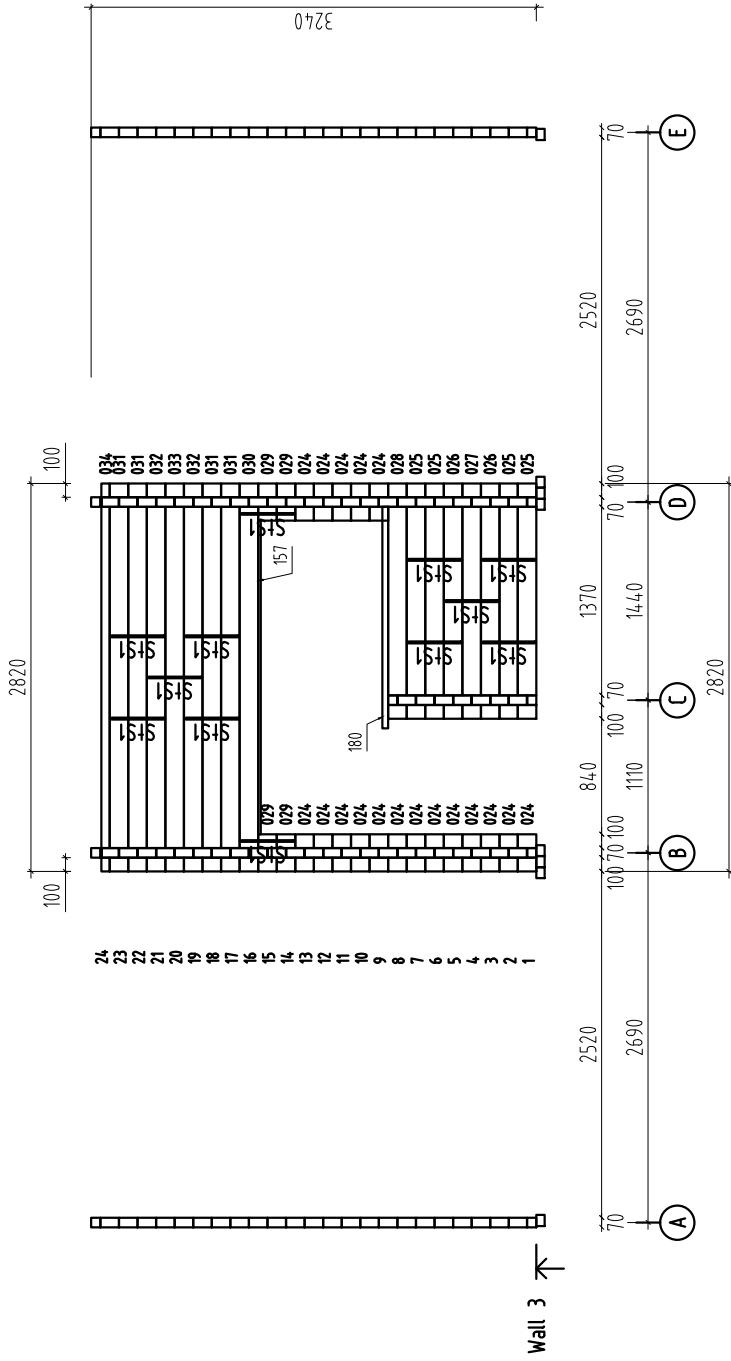
Object name -Penelope-	Drawing WALL E	Scale 1:50
		Paper A4
 AS Palmako Kavastu, Tartumaa tel. +372 73 55 530 fax. +372 73 55 520 www.palmako.ee	Customer Palmako	Log 70x135
	Drawn by Meelis Piirisalu	
	Date 23.07.2010	File Penelope.dwg
		Page 6



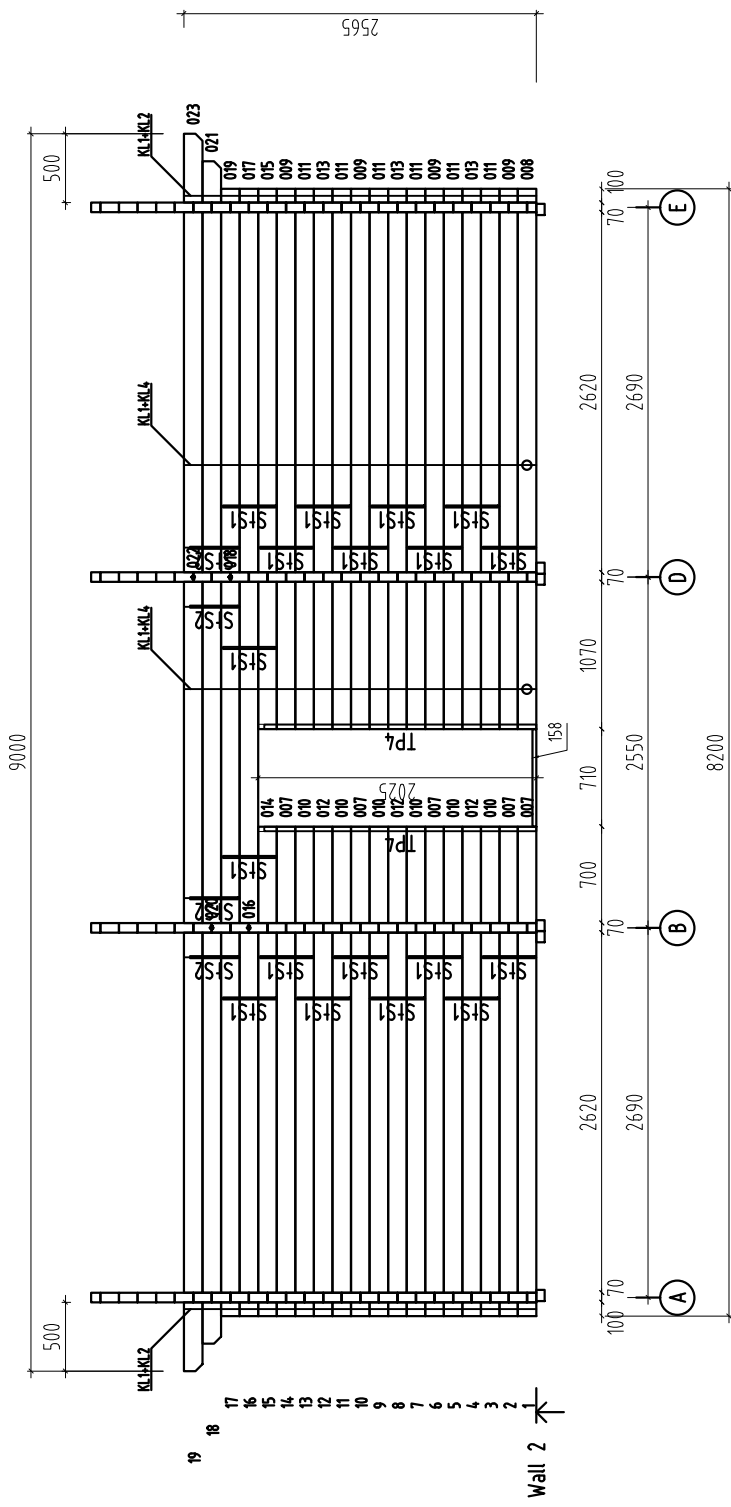
Object name -Penelope-	Drawing WALL 5	Scale 1:50
		Paper A4
 AS Palmako Kavastu, Tartumaa tel. +372 73 55 530 fax. +372 73 55 520 www.palmako.ee	Customer Palmako	Log 70x135
	Drawn by Meelis Piirisalu	
	Date 23.07.2010	File Penelope.dwg
		Page 11



Object name	Drawing		
	WALL 4		
-Penelope-	Customer	Palmake	Log 70x135
	AS Palmako	Drawn by	Meelis Pjirisalu
 AS Palmako Kavastu, Tallinn tel. +372 7355 530 fax. +372 7355 520 www.palmako.ee Wooden houses to enjoy	Date	23.07.2010	File Penelope.dwg
Scale	1:50		Page 10
Paper	A4		



Object name -Penelope-	Drawing		WALL 3		Scale	1:50
	Customer		Palmarko	Log	70x135	Paper
AS Palmarko Kavastu, Tärnå tel. +372 7355 530 fax. +372 7355 520 www.palmarko.ee		Drawn by		Meelis Piirosisalu		
 Wooden houses to enjoy		Date		23.07.2010		
		File		Penelope.dwg		



Object name

-Penelope-

Drawing

WALL 2

Scale 1:50

Paper A4



AS Palmako
Kavastu, Tallinn
tel. +372 7355 530
fax. +372 7355 520
www.palmako.ee

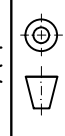
Customer Palmako

Drawn by Meelis Pjirisalu

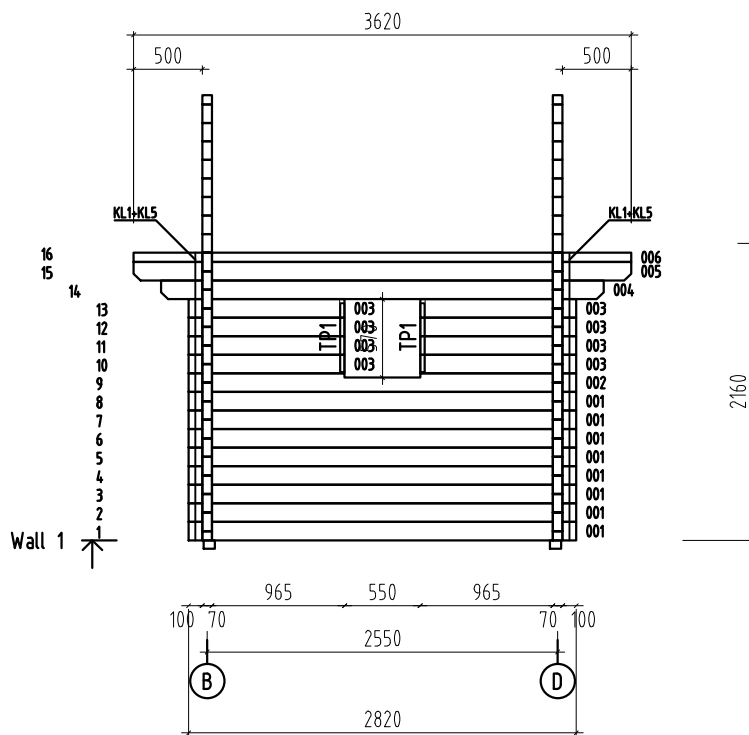
Date 23.07.2010


Log 70x135

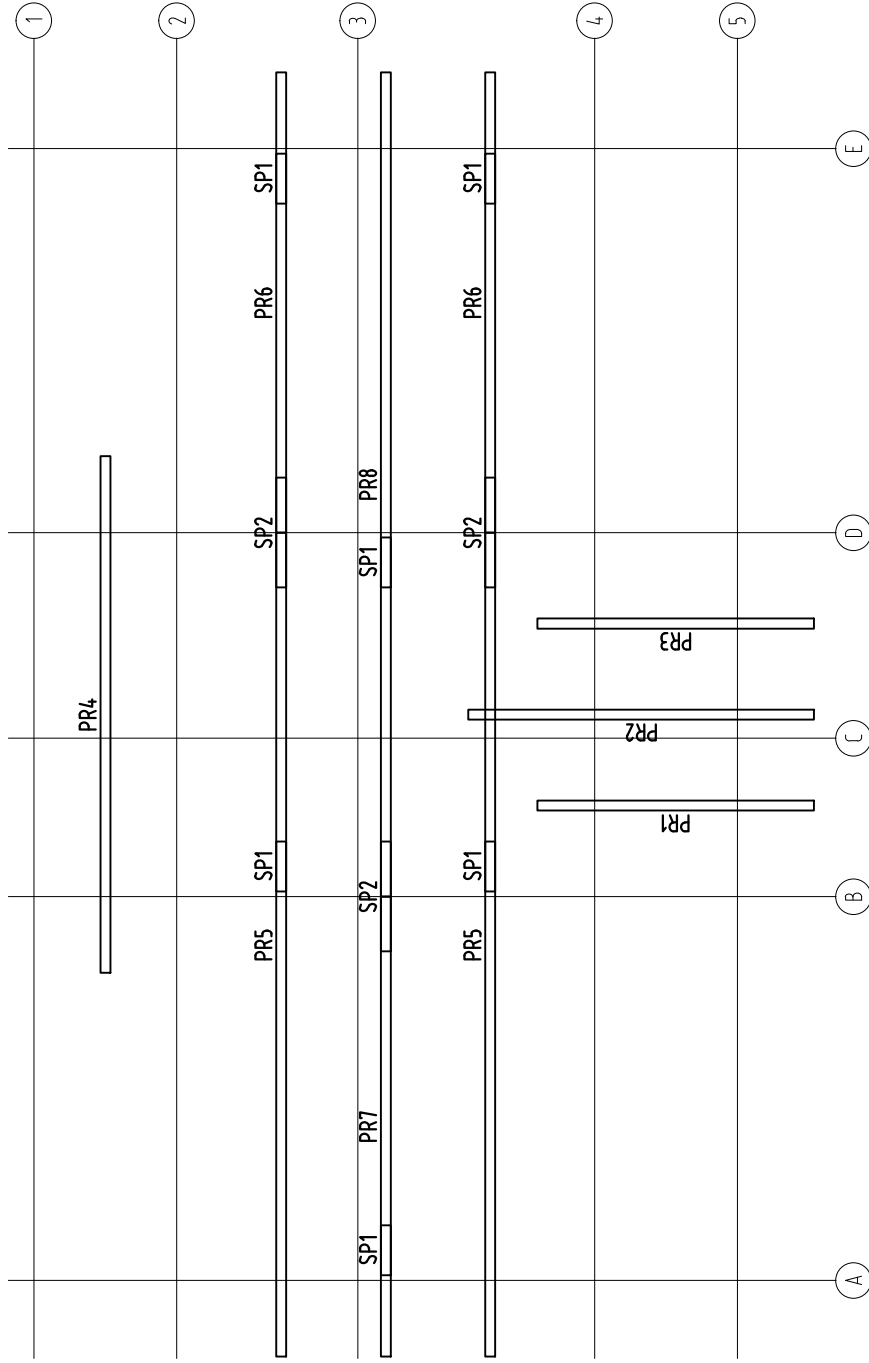
File Penelope.dwg



Page 8



Object name -Penelope-	Drawing WALL 1	Scale 1:50
		Paper A4
 AS Palmako Kavastu, Tartumaa tel. +372 73 55 530 fax. +372 73 55 520 www.palmako.ee	Customer Palmako	Log 70x135
	Drawn by Meelis Piirisalu	
	Date 23.07.2010	File Penelope.dwg
		Page 7



Object name

-Penelope-



AS Palmako
Kavastu, Tartu maakond
Tel. +372 73 55 530
Fax. +372 73 55 520
www.palmako.ee

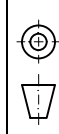
Drawing

Plan

Customer: Palmako
Drawn by: Meelis Piirisalu
Date: 23.07.2010

Scale 1:50

Paper A4

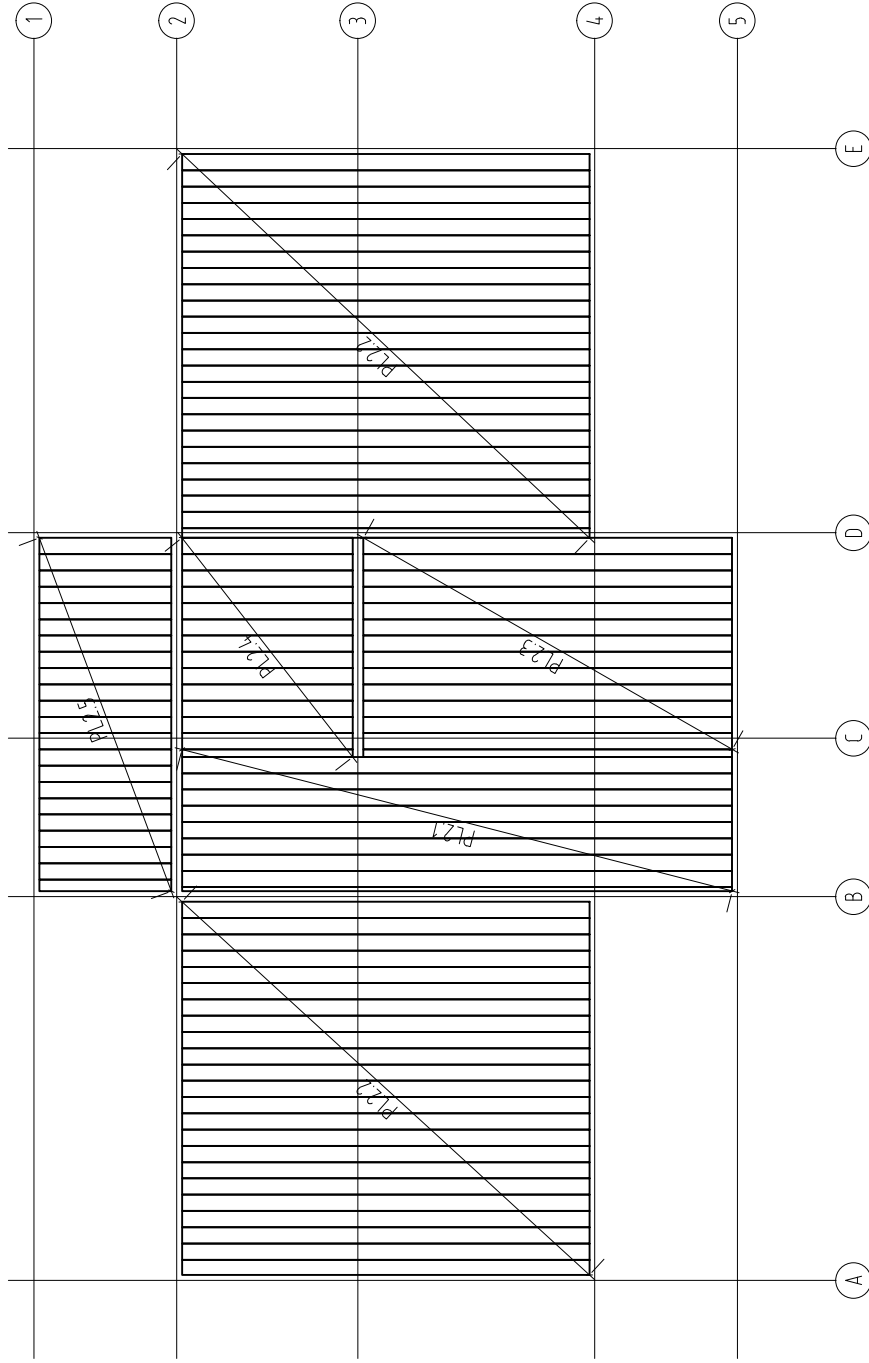


Page 1

Purlin- Dachpfette- Arbalétrier-
Arcareccio- Correa

Log 70x135

File Penelope.dwg



Object name

-Penelope-



AS Palmako
Kavastu, Tartu maakond
Tel. +372 73 55 530
Fax. +372 73 55 520
www.palmako.ee

Drawing

Plan

Customer Palmako
Drawn by Meelis Piirisalu
Date 23.07.2010

Floor board - Fussbodenbrett - Madrier du plancher -
Tavola pavimento - Tabla de suelo

Log 70x135

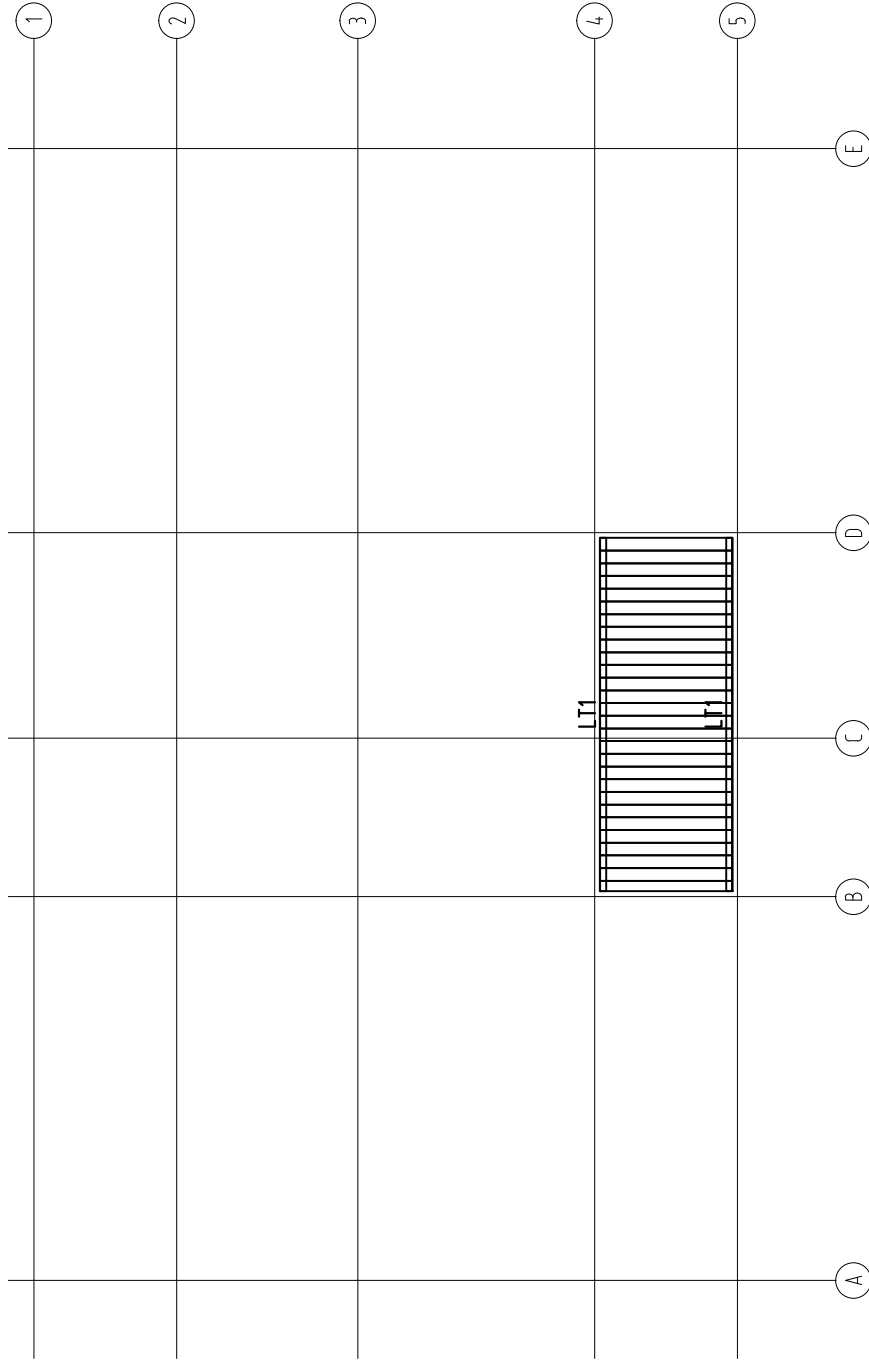
File Penelope.dwg

Scale 1:50

Paper A4



Page 1



Object name

-Penelope-



AS Palmako
Kavastu, Tartu maakond
Tel. +372 73 55 530
Fax. +372 73 55 520
www.palmako.ee

Drawing

Plan

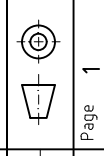
Customer Palmako
Drawn by Meelis Piirisalu
Date 23.07.2010

Ceiling board- Dachbodenbrett- Madrier du Grenier-
Tavola soffitta- Tabla de fecho

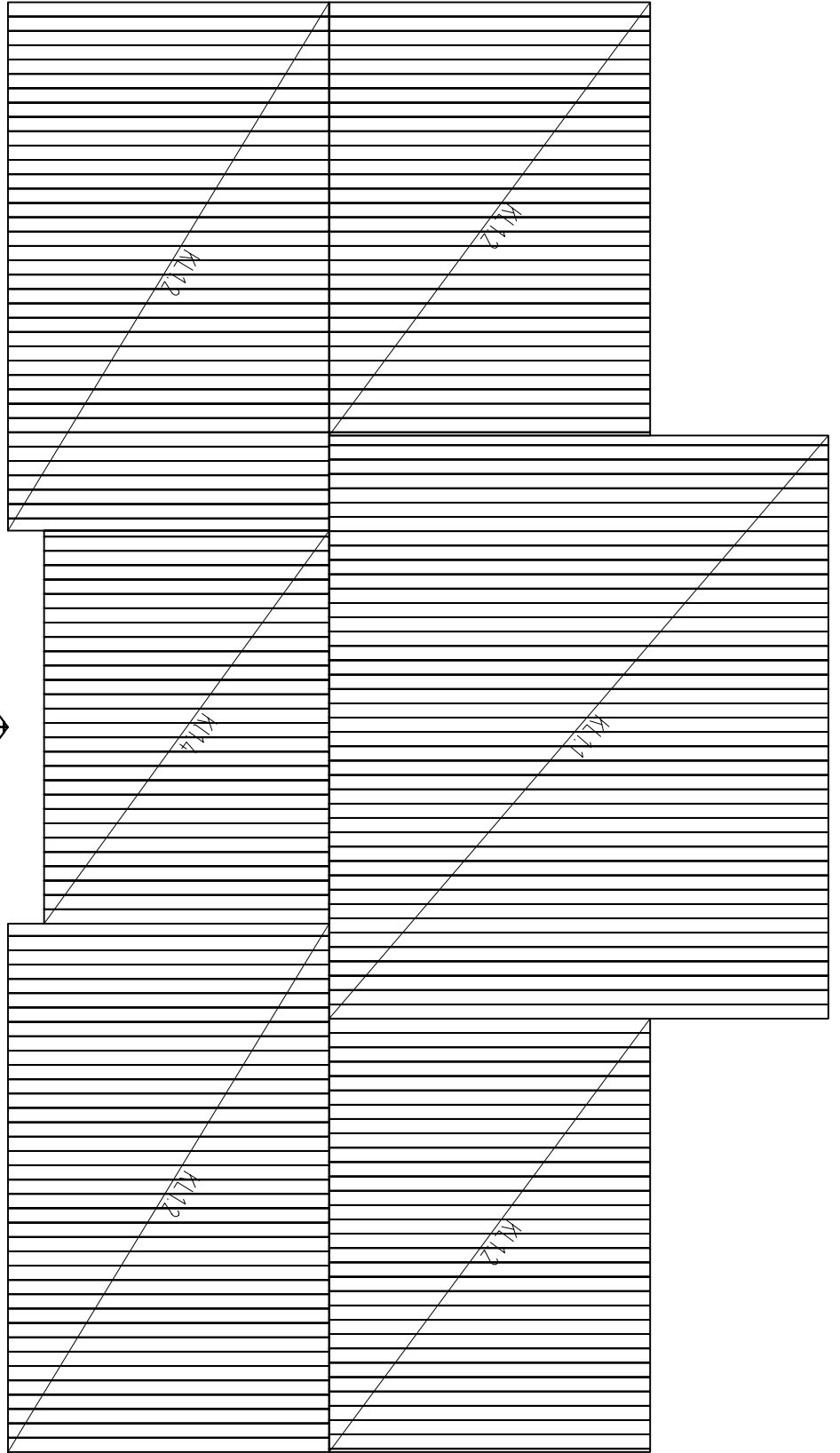
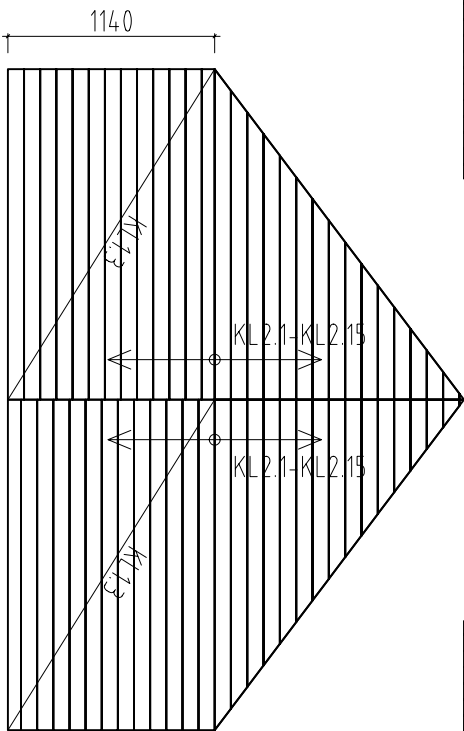
Log 70x135
File Penelope.dwg

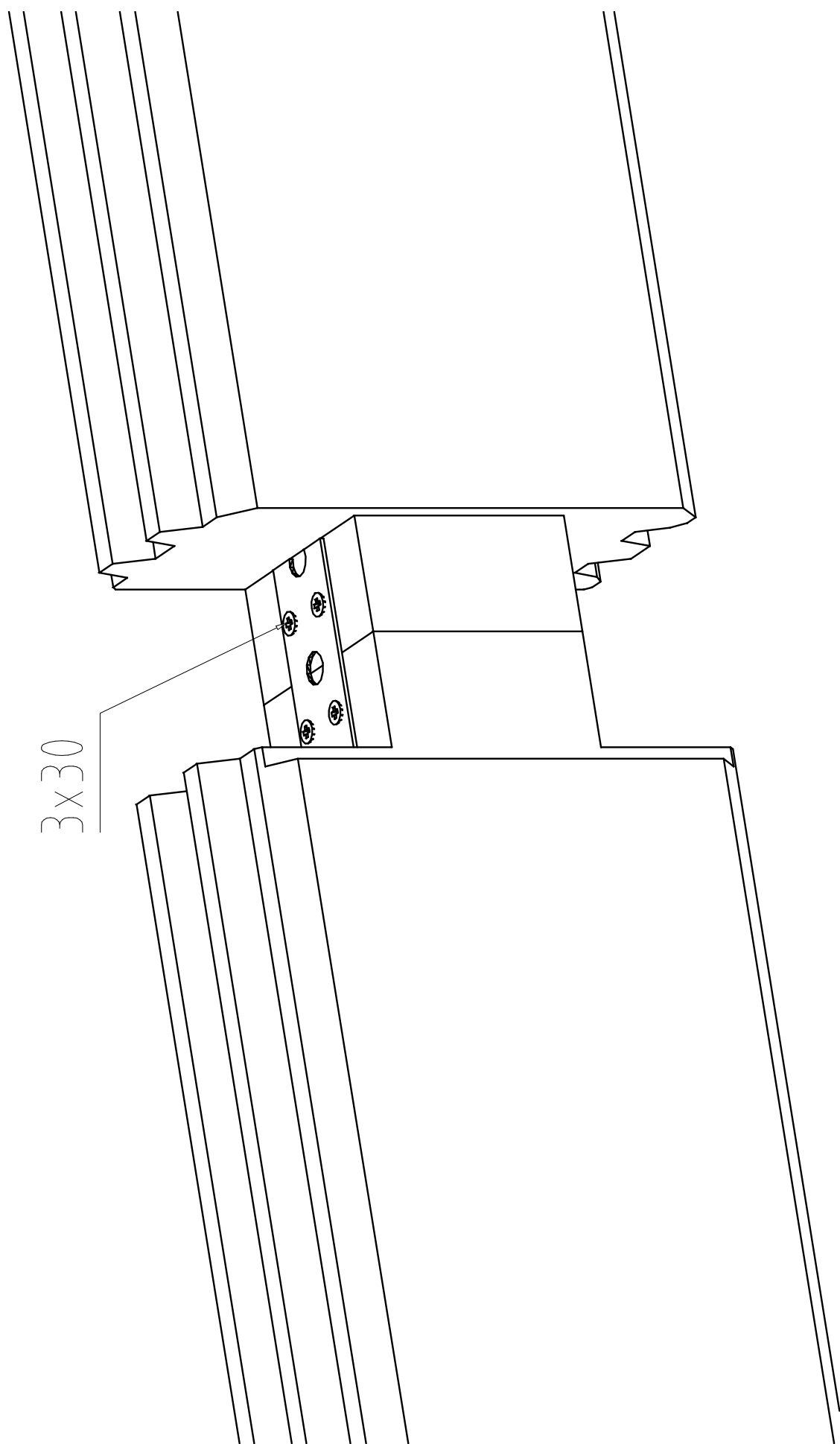
Scale 1:50

Paper A4



Page 1





3x30